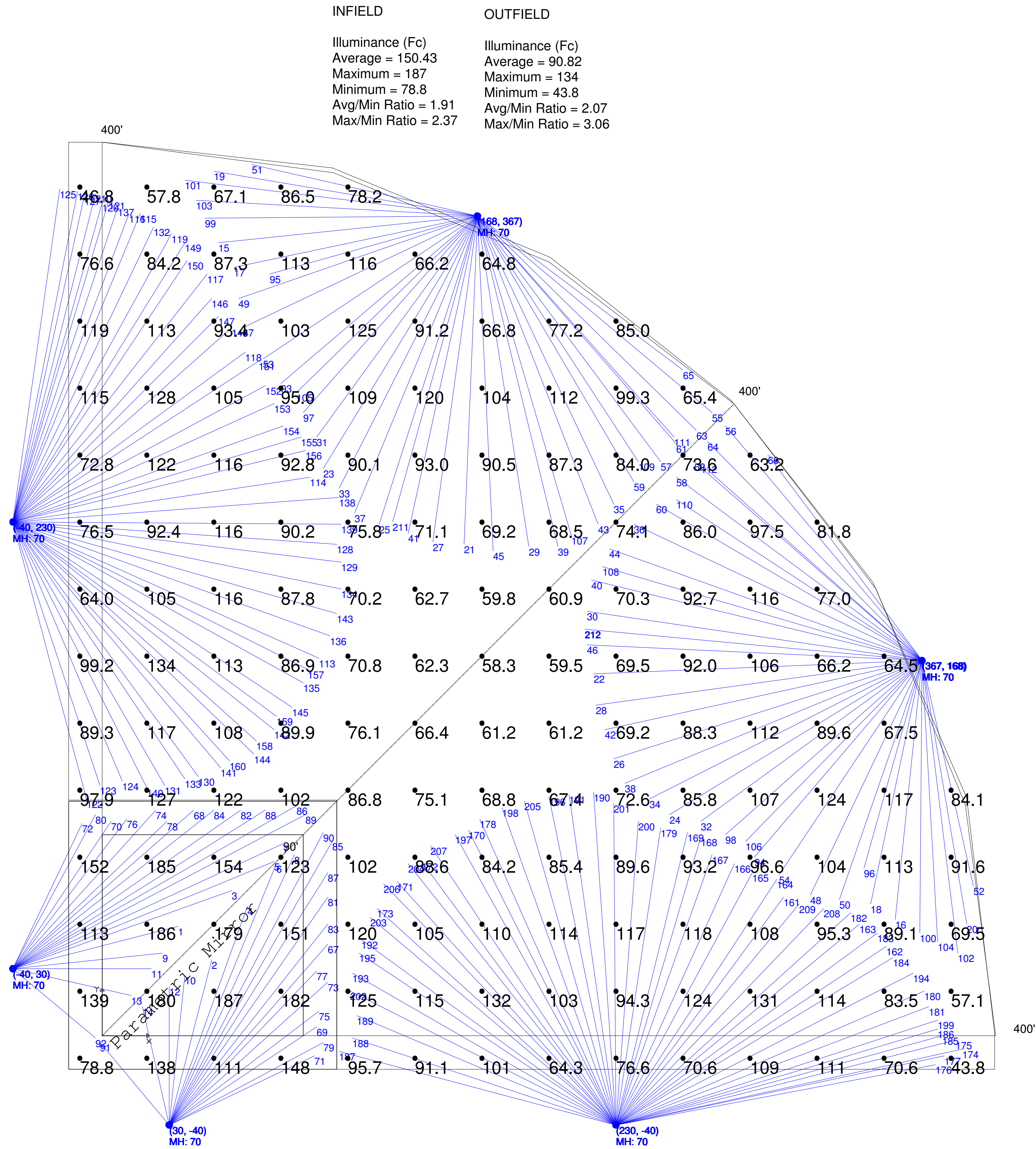


Luminaire Schedule							
Symbol	Qty	Label	Arrangement	Total Lamp Lumens	LLF	Mfg.	Description
☐	212	F3	SINGLE	107882	0.910	SpecGrade LED	AFL1000-40X40

Baseball Class I:

70' Mounting Height
 A & B Pole Setback: 40'
 C Pole Setback: 8'
 AFL1000-40X40



Baseball Class II:

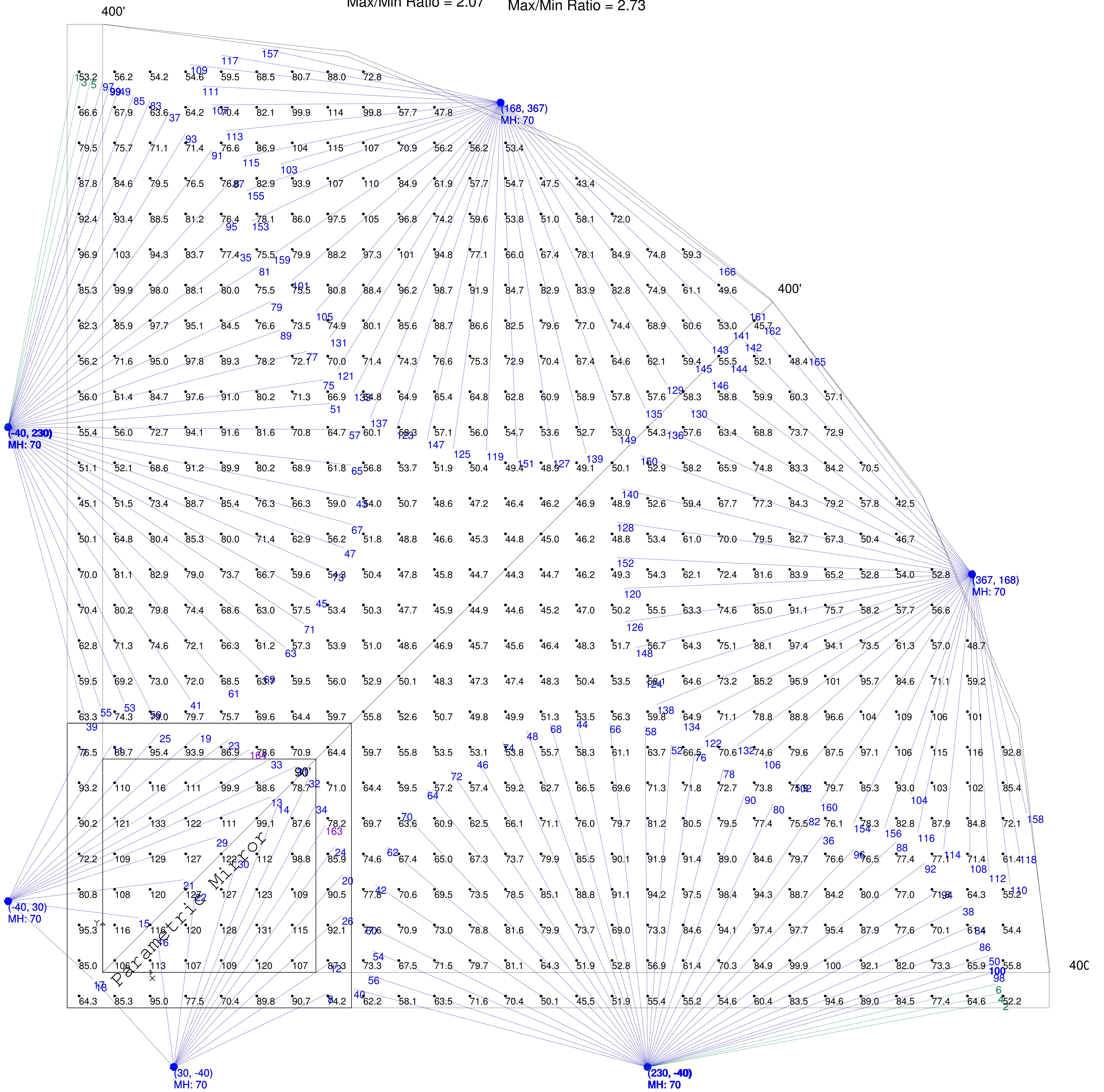
70' Mounting Height
A & B Pole Setback: 40'
C Pole Setback: 8'
AFL1000-40X40
AFL1000-15X15

INFIELD

OUTFIELD

Illuminance (Fc)
 Average = 100.05
 Maximum = 133
 Minimum = 64.3
 Avg/Min Ratio = 1.56
 Max/Min Ratio = 2.07

Illuminance (Fc)
 Average = 70.49
 Maximum = 116
 Minimum = 42.5
 Avg/Min Ratio = 1.66
 Max/Min Ratio = 2.73



Baseball Class III:

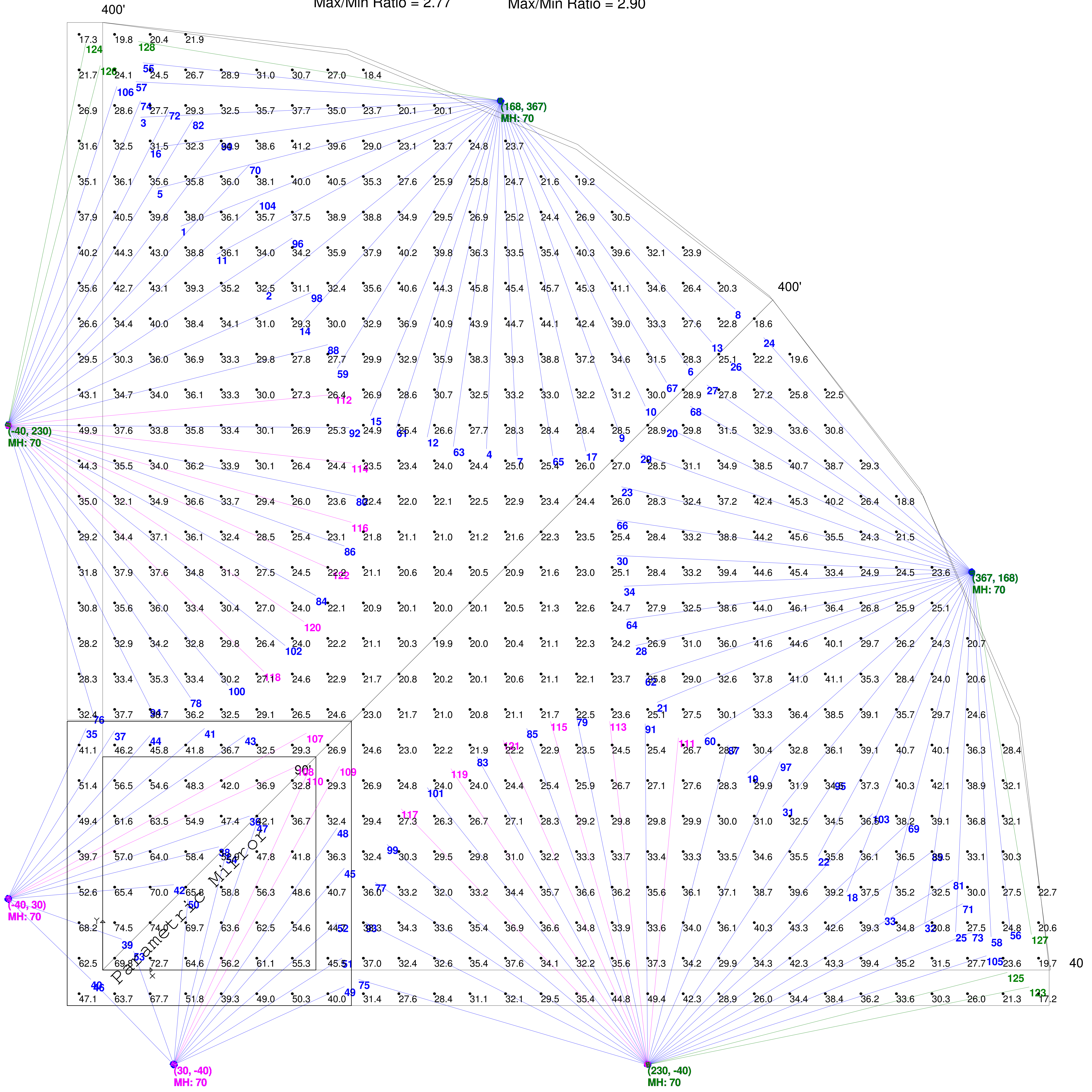
70' Mounting Height
A & B Pole Setback: 40'
C Pole Setback: 8'
AFL600-40X40
AFL600-60-135
AFL600-15X15

INFIELD

OUTFIELD

Illuminance (Fc)
 Average = 51.63
 Maximum = 74.5
 Minimum = 26.9
 Avg/Min Ratio = 1.92
 Max/Min Ratio = 2.77

Illuminance (Fc)
 Average = 31.06
 Maximum = 49.9
 Minimum = 17.2
 Avg/Min Ratio = 1.81
 Max/Min Ratio = 2.90



Baseball Class IV:

70' Mounting Height
A & B Pole Setback: 40'
C Pole Setback: 8'
AFL600-40X40
AFL600-15X15

INFIELD

ILLUMINANCE (Fc)
Average = 30.46
Maximum = 42.4
Minimum = 17.3
Avg/Min Ratio = 1.76
Max/Min Ratio = 2.45

OUTFIELD

ILLUMINANCE (Fc)
Average = 20.04
Maximum = 32.2
Minimum = 9.1
Avg/Min Ratio = 2.20
Max/Min Ratio = 3.54

